SA1
PLANTA
ESC 1:25

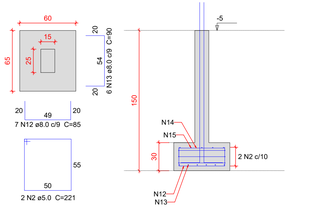

CORTE
ESC 1:25

PA1

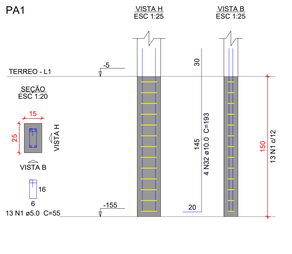

SA2
PLANTA
ESC 1:25

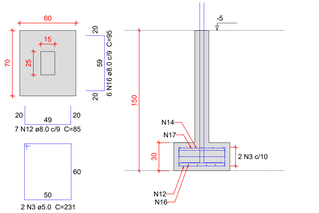

CORTE
ESC 1:25

PA2

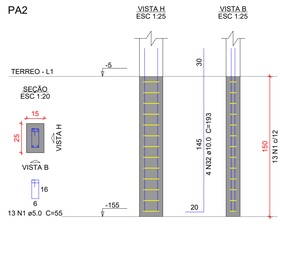

SA3=SA20
PLANTA
ESC 1:25

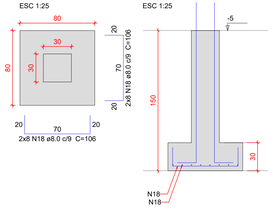

CORTE
ESC 1:25

PA20

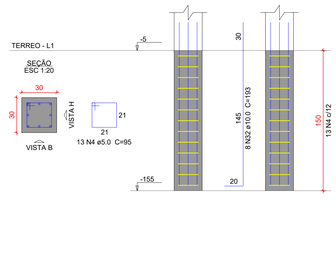

PA3

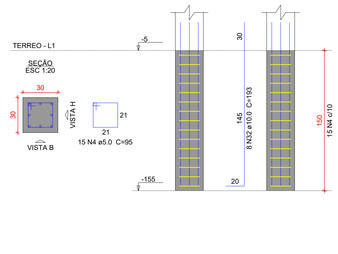

SA4=SA8=SA9=SA10=SA11=SA19=SA24=SA25
PLANTA
ESC 1:25

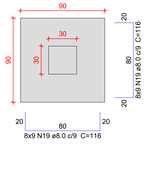

CORTE
ESC 1:25

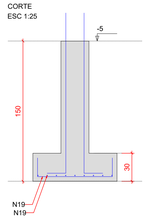

PA4=PA8=PA9=PA10=PA11=PA24

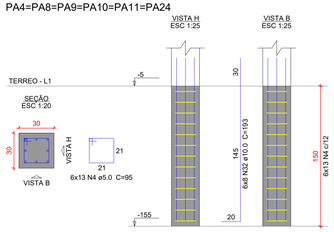

PA19=PA25

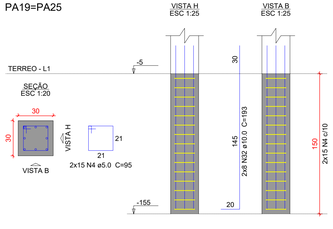

SA7
PLANTA
ESC 1:25

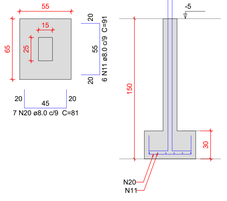

CORTE
ESC 1:25

PA7

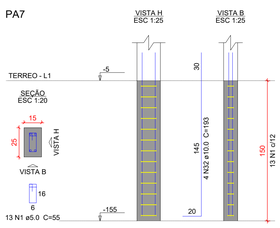

SA14=SA16=SA17
PLANTA
ESC 1:25

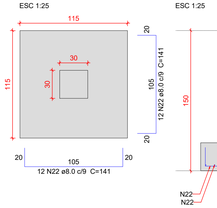

CORTE
ESC 1:25

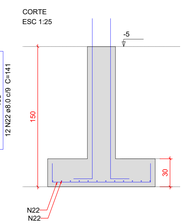

PA14=PA16=PA17

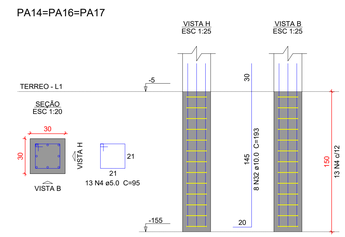

SA12=SA13=SA21
PLANTA
ESC 1:25

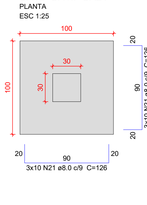

CORTE
ESC 1:25

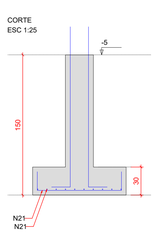

PA12

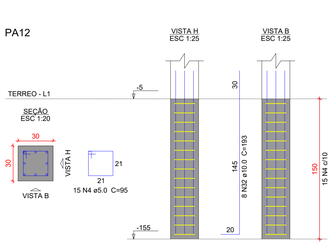

PA13=PA21

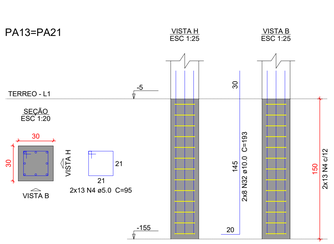

SA15
PLANTA
ESC 1:25

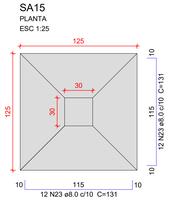

CORTE
ESC 1:25

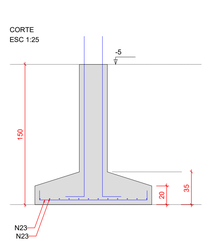

PA15

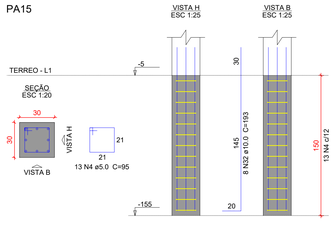

Relação do aço

AÇO	N	DIAM (mm)	QUANT	C.UNIT (cm)	C.TOTAL (cm)
CA60	1	5.0	52	55	2860
	2	5.0	2	221	442
	3	5.0	2	231	462
	4	5.0	277	95	26315
	5	5.0	54	83	4482
	6	5.0	2	311	622
	7	5.0	2	291	582
	8	5.0	7	481	3367
CA50	12	8.0	14	85	1190
	13	8.0	6	90	540
	14	8.0	11	63	693
	15	8.0	5	68	340
	16	8.0	6	95	570
	17	8.0	5	73	365
	18	8.0	32	106	3392
	19	8.0	144	116	16704
	20	8.0	7	81	567
	11	8.0	6	91	546
	21	8.0	60	126	7560
	22	8.0	72	141	10152
	23	8.0	24	131	3144
	24	8.0	44	111	4884
	25	8.0	22	111	2442
	26	8.0	18	110	1980
	27	8.0	14	88	1232
	28	8.0	28	96	2688
	29	8.0	16	105	1680
	30	8.0	14	83	1162
	32	10.0	184	193	35512
	33	10.0	9	163	1467
	34	10.0	15	108	1620
	35	12.5	20	200	4000
	36	12.5	8	228	1824
	37	12.5	13	173	2249

Resumo do aço

AÇO	DIAM (mm)	C.TOTAL (m)	PESO + 10 % (kg)
CA50	8.0	618.4	268.4
	10.0	386	261.8
	12.5	80.8	85.5
CA60	5.0	391.4	66.3
PESO TOTAL (kg)			
CA50	615.7		
CA60	66.3		

Volume de concreto (C-35) = 10.38 m³
Área de forma = 68.2 m²

SA18=SA22
PLANTA
ESC 1:25



CORTE
ESC 1:25

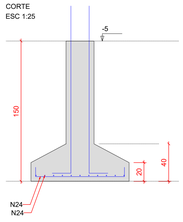

PA18

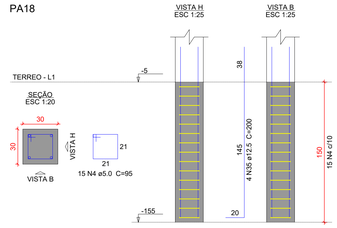

PA22

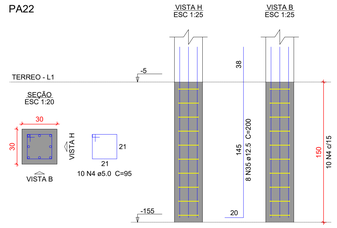

SA23
PLANTA
ESC 1:25

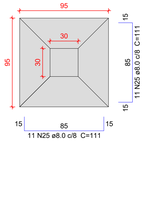

CORTE
ESC 1:25

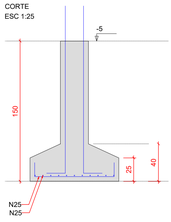

PA23

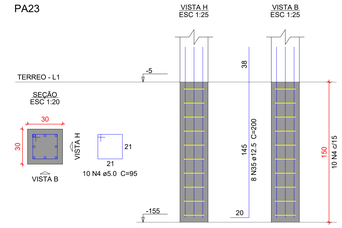

NOTAS GERAIS

1. DIMENSÕES EM CENTÍMETRO, BITOLAS EM MILÍMETRO, EXCETO ONTE INDICADO DE OUTRA FORMA. AS COTAS DE IMPLANTAÇÃO DA OBRA BEM COMO AS COTAS E OS NÍVEIS DAS FORMAS DEVERÃO SER VERIFICADOS E ACEITOS PELO RESPONAVEL TECNICO DA OBRA ANTES DA EXECUÇÃO;
2. AÇO CA-50
   CONCRETO DA EDIFICAÇÃO: C35 (fck = 35 MPa)
   RELAÇÃO ÁGUA/CIMENTO = 0,60
   DIÂMETRO MAXIMO DO AGREGADO GRAUDO: 19 mm;
3. VERIFICAR ARMADURAS DE ARRANQUE
4. COBRIMENTO MÍNIMO:
   SAPATAS: 5,0cm
   PILARES EM CONTATO COM SOLO: 4,5cm
5. AS BARRAS DE AÇO DEVERÃO SER CONVENIENTEMENTE LIMPAS DE QUALQUER SUBSTÂNCIA PREJUDICIAL A ADERÊNCIA, RETIRANDO-SE AS ESCAMAS EVENTUALMENTE DESTACADAS POR OXIDAÇÃO. AINDA: AS BARRAS EXCESSIVAMENTE DANIFICADAS DEVERÃO SER DESCARTADAS;
6. JUNTAS DE CONCRETAGEM: QUANDO O LANÇAMENTO DO CONCRETO FOR INTERROMPIDO E, ASSIM, FORMAR-SE UMA JUNTA DE CONCRETAGEM, DEVE-SE, ANTES DE INICIAR O LANÇAMENTO DO CONCRETO FRESTO, REMOVER A NATA E LIMPAR A SUPERFÍCIE DA JUNTA, DURANTE A CONCRETAGEM O CONCRETO DEVERA SER PERFEITAMENTE ADENSADO ATÉ A SUPERFÍCIE DA JUNTA;
7. TODAS AS ESTRUTURAS EM CONTATO COM O SOLO DEVEM SER ISOLADAS COM UMA CAMADA DE CONCRETO MAGRO DE NO MÍNIMO 5 cm (TRAÇO USUAL 1:3) ENTRE O SOLO E A ESTRUTURA;
8. O SOLO SOBRE AS SAPATAS DEVE SER COMPACTADO;
9. TODOS OS NÍVEIS INDICADOS NO PROJETO ESTRUTURAL REFEREM-SE AO NÍVEL 0.00 DO PROJETO ARQUITETÔNICO;
10. ESCORAMENTO E FORMAS DEVEM SER RETIRADOS SEM CHOQUES EXCESSIVOS.

R00	08/10/2026	EMISSÃO INICIAL			

Nome do Empreendimento
UNIDADE BÁSICA DE SAÚDE INDÍGENA (UBSI) - TIPO 02

Murilo Matos Conceição

Endereço do Empreendimento
ALDEIA TUXI, ESTRADA VICINAL, LIGAÇÃO COM A BR-116 ABARÉ/ BA

Disciplina
FUNDAÇÃO

Título do desenho
DETALHAMENTO DAS SAPATAS DO EDIFÍCIO PRINCIPAL (1/2)

Etapa
PROJETO EXECUTIVO

CONSÓRCIO SAÚDE
CONCREMAT | MEP

Projetista e coordenador
CONSÓRCIO SAÚDE CONCREMAT-MEP - CNPJ 60.255.454/0001-35
RUA JOAQUIM PALHARES, no. 40, ANDAR 5 - RIO DE JANEIRO/RJ - CEP: 20.260-060
FONE (21) 3030-4131
Responsável Técnico pelo Projeto Executivo
MURILO MATOS CONCEIÇÃO
Engenheiro CREA/BA nº 3000089290

Especialidade: EST
Prancha: 02/05
Revisão: R00
Escala: INDICADA

A1_est (1102 x 594 mm)